

## Hc738a 3function electric care bed

### 1. Product picture



### 2. Technical parameter


Description	Standard version
Mattress platform	188x90cm
External dimension	204x101cm
Height scope	33-76cm
Side rail length	155cm
Side rail height	36cm
Back section angle	0-70°
Knee section angle	0-30°
Bed weight	Approx.150kg
Safe working load	205kg
Lifting pole safe load	75kg
Voltage	220V,50-60HZ
Cover against dust and water	IPX6
Functions	Back section up/down, Knee section up/down, Whole bed up/down

### 3. Advantages

1. Controlling system: Dewert from Germany.




2. Ingenious controls: sensitive touch buttons, easy to understand and simple operation



3. Metal slat design mattress support with excellent ventilation.



4. Scissor bed base design and central locking system. 5 inches central castor, the frame use the airline aluminum material to make the die-cast shape in one time, good at hard quality, one brake to lock four wheels, firm and stable; inside with the complete automatic lubricated bearing, waterproof, avoid other dirty inside, no rust for ever; the wheels surface use the TPR wearable material, professional quality and quiet.



5. Wooden material head/foot board with safe lock

Wooden head/foot boards





6. Flexible mattress holders at the bedsides to avoid the mattress slip.




7. Use the Japanese robots to carry the group welding, the 100% spare parts of beds use the high precise welding technics to ensure the safe and reliable quality.



8. The metal surface use the double coating technics: epoxy resin protection film plus resin powder coating, reach the real anti-rust inside and outside, extend the bed life-span, the surface is bright and clean.





#### 4. Optional accessory:

