
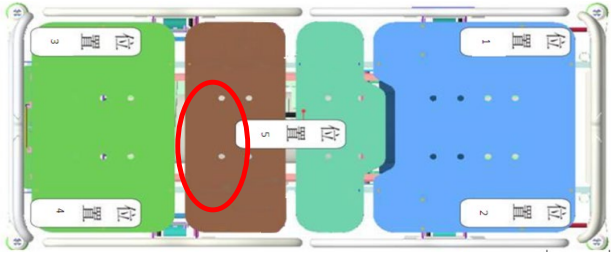





HOPEFULL MEDICAL EQUIPMENT CO.,LTD.

## F968y-ch Maintenance procedure

Name	Weighing control box	
Picture		
Steps	How to Change the weighing control box	
1	Find the weighing control box which is under the No.3 mattress platform.	
2	Pull off the three connecting wires.	
3	Unscrew the two screws of weighing control box with hexagon spanner (5#) and take off the weighing control box then change a new one.	