

# EZ TURN BED

Multifunctional Electric

Model No: F968y-ch



## Lateral Tilting Position to the Right & Left

For patient to decrease pain

For reduce of potential complications

For protection of nurses and caregivers in daily work

Technologies from Point  to you.  
[www.ezturnbed.com](http://www.ezturnbed.com)



Color Choice  
Rhine Green

Color Choice  
Maldives Blue



Canada Maple



**Dimension :**

Overall Length	86.0inch
Overall Width	41.8inch
Minimum Height	19.7inch
Maximum Height	32.3inch
Safe Working Load	550LBS

# EZ Turn Multifunctional Electric Bed

Model No: F968y-ch

## EZ Turn Adjustable Tilting Angle (0-30°)



## Main Functions :

- |                                |                         |                    |
|--------------------------------|-------------------------|--------------------|
| 1. Back Section up/down        | 2. Knee Section up/down | 3. Auto-Contour    |
| 4. Trendelenburg/Reverse Tren. | 5. Auto-regression      | 6. One-button CPR  |
| 7. One-button chair position   | 8. Battery Back up      | 9. Under Bed Light |

10. Lowest Position



11. CPR



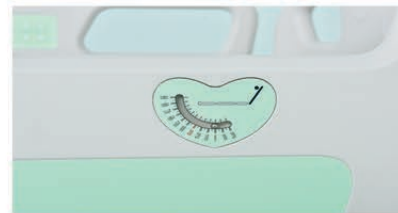
12. Accurate Weighing



13. Patient Control Pad in/ out



14. Angle Display for Back



15. Angle Display for Trendelenburg



## Optional Accessories :

- Mattress
- Bedside Cabinet
- S.S IV Pole
- Movable Dining Table
- Foot Control Brake
- Integrated Hook
- Writing Table
- Lifting Pole
- Oxygen Cylinder Hold
- Instrument Tray
- Middle Drop Hole
- Exit Alarm

16. Wall Buffer



17. Central Locking



18. Urine Hook



## Standary Accessories :


- |   |        |   |      |
|---|--------|---|------|
| a. Lifting Column Actuator                                    | 2pcs   | h. Under Bed Light  | 1pc  |
| b. Linear Actuator  | 3pcs   | i. Central Lock Castor                                    | 4pcs |
| c. LCD Nurse Control Pad<br>(Inc. Electronic Angle Indicator) | 1pc    | j. Brake Pedal  | 2pcs |
| d. Patient Control (in/out)                                   | 2units | k. Full Length Bedside Rail<br>(Bulit-in Angle Indicator) | 1set |
| e. Weighing Data Display                                      | 1pc    | l. 85mm Dia.- Buffer Roller                               | 4pcs |
| f. Weighing Sensor  | 4pcs   | m. Lifting Pole Hole                                      | 2pcs |
| g. Backup Battery   | 4pcs   |   |      |

# Multifunctional Electric Bed


Model No: B988t-ch



## Functional Guides



 **Point A  
Technologies, Inc.**  
20957 Currier Road, Unit C  
Walnut, CA 91789  
Tel : 909-869-8949  
Tech Support : 866-3POINTA

 [www.ezturnbed.com](http://www.ezturnbed.com)  
[www.pointatech.com](http://www.pointatech.com)



**Hopefull Medical  
Equipment Co., Ltd.**